



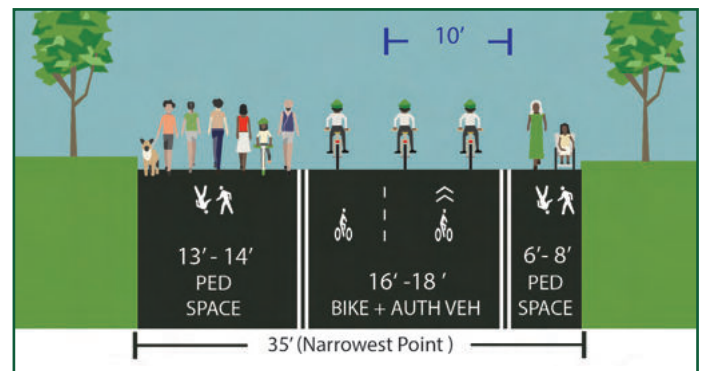
Prospect Park Drive

Prospect Park is home to a recreational Park Drive, a 3.36-mile loop for runners, walkers, skaters and cyclists to enjoy, complete with scenic views across Brooklyn's Backyard. Please note that the City is implementing two pilots on the Park Drive to increase accessibility and improve safety.

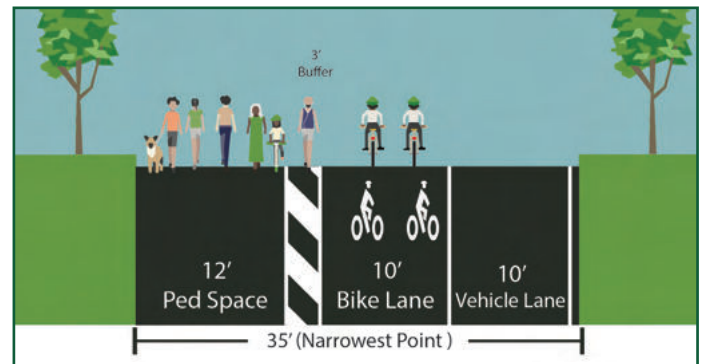
Lane Configuration Pilot

Starting March 2023, NYC DOT is conducting an 18-month pilot on the East Drive to calm speeds and reduce crossing conflicts by reconfiguring the lanes.

- Pilot: East Drive from Park Circle to Grand Army Plaza:** Cyclists and skaters must travel in a counterclockwise direction and use the center lane. Please use the right side of the center lane to pass, and be mindful of authorized vehicles also utilizing this lane. Pedestrians can use the inner and outer lanes and travel in either direction.
- West Drive from Grand Army Plaza to Park Circle:** Cyclists and skaters must travel in a counterclockwise direction and use the center lane. The right lane can be used to pass. When passing, please be mindful of authorized vehicles utilizing the right lane. Pedestrians can use the inner lane and travel in either direction.



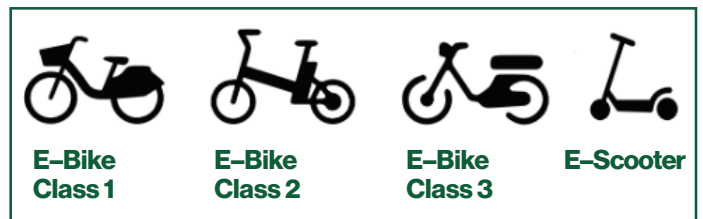
Pilot: East Drive



West Drive

Class 1-3 E-Bikes + E-Scooters Pilot

Starting June 20, 2023, NYC Parks is also implementing a citywide pilot to allow Class 1, 2 and 3 e-bikes and e-scooters to use the cycling lane on Park Drives.



Learn more at prospectpark.org/drive-pilot.

Full Inner Loop

3.36 miles
5.40 kilometers

Full Perimeter Loop

3.68 miles
5.92 kilometers



Be a Park Champion

Please follow these rules of the road to sustain the Park Drive as a safe, harmonious and essential health and wellness amenity for our entire community.

1. Follow all traffic signs and signals

- look both ways at crosswalks
- cross with signals
- stop at red lights
- travel with the flow of traffic and at speeds that do not pose a hazard to others.

2. Cycling and skating are permitted only on the Park Drives, Center Drive and Wellhouse Drive, and prohibited on pedestrian paths. All patrons must walk your bike on pedestrian paths, except for children under the age of 14.

3. Bicycles must be equipped with bells or similar warning devices, and have headlights, tail lights and reflectors after dark. Helmets are required for children 14 and under, and are suggested for everyone riding bikes or skating.

4. Park Drives are closed at all times to private and unauthorized vehicles, but actively utilized by park operations and other authorized vehicles. Always be mindful of vehicles on Park Drives.

For more information, please visit prospectpark.org/drive.